

# Growing Vegetables in North Vancouver

## Part 5: Tomatoes

2020 LVGC VEGGIEMATES



# Tomatoes



# Tomato types

- Vine (indeterminate)
  - Main crop
  - Cherry
  - Paste



- Bush (semi-determinate)
  - Main crop
  - Cherry
  - Paste



## VINE


- Space efficient
- Heavy producers
- Need consistent pruning (??)
- Need vertical support

## Bush

- Don't need pruning
- Will yield some fruit even if neglected
- Can work well in containers
- Inefficient of space
- Fruit touching ground will rot quickly in our cool climate

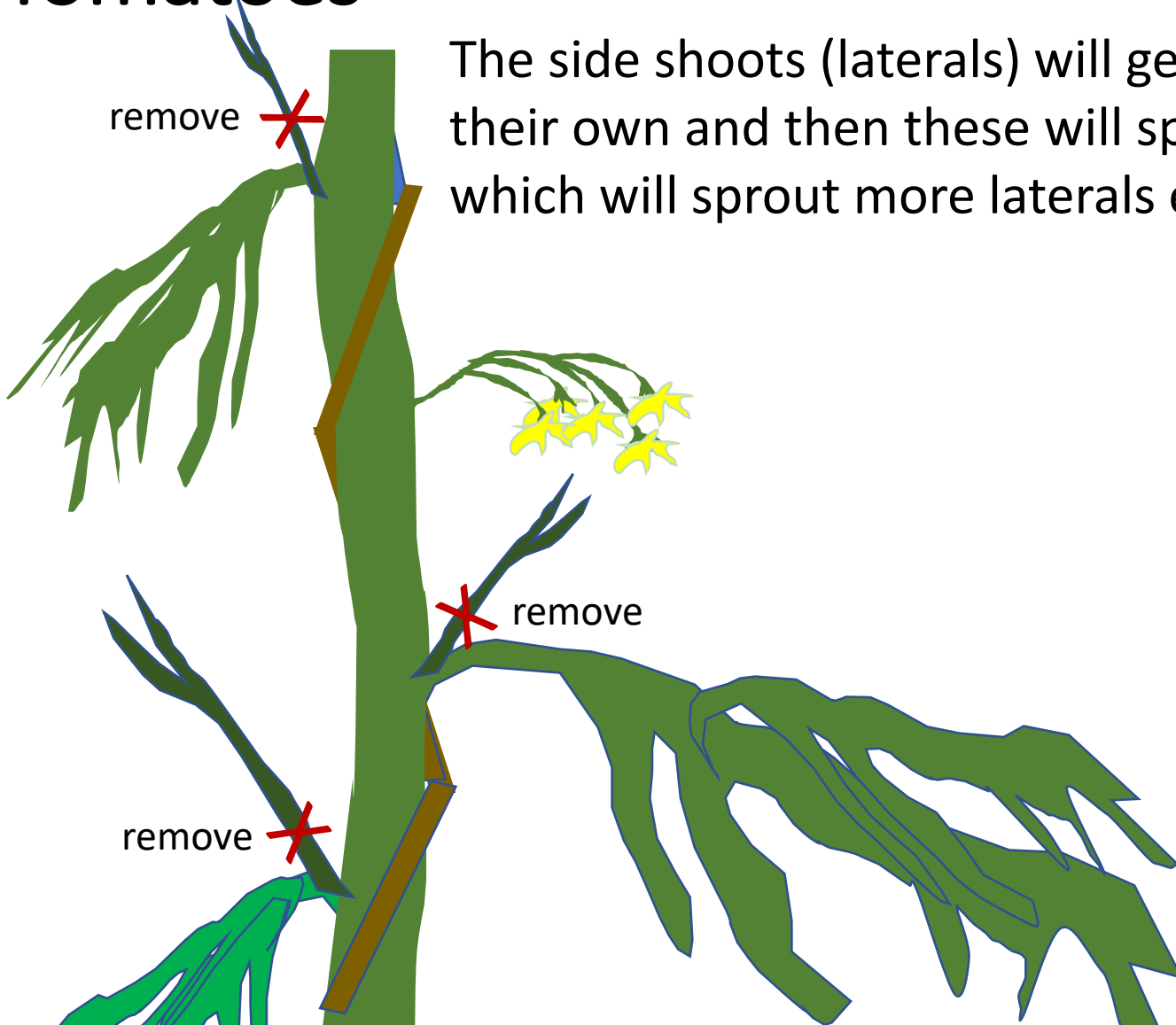
**Don't pass up paste tomatoes** - heavy producers and vine-ripened paste tomatoes (never seen at the grocers!) are delicious and can be frozen for great sauces all winter

# Pruning Vine (*Indeterminate*) Tomatoes




# Pruning Vine (*Indeterminate*) Tomatoes

The side shoots (laterals) will get side shoots of their own and then these will spawn more laterals which will sprout more laterals etc. etc.





Just one thing missing



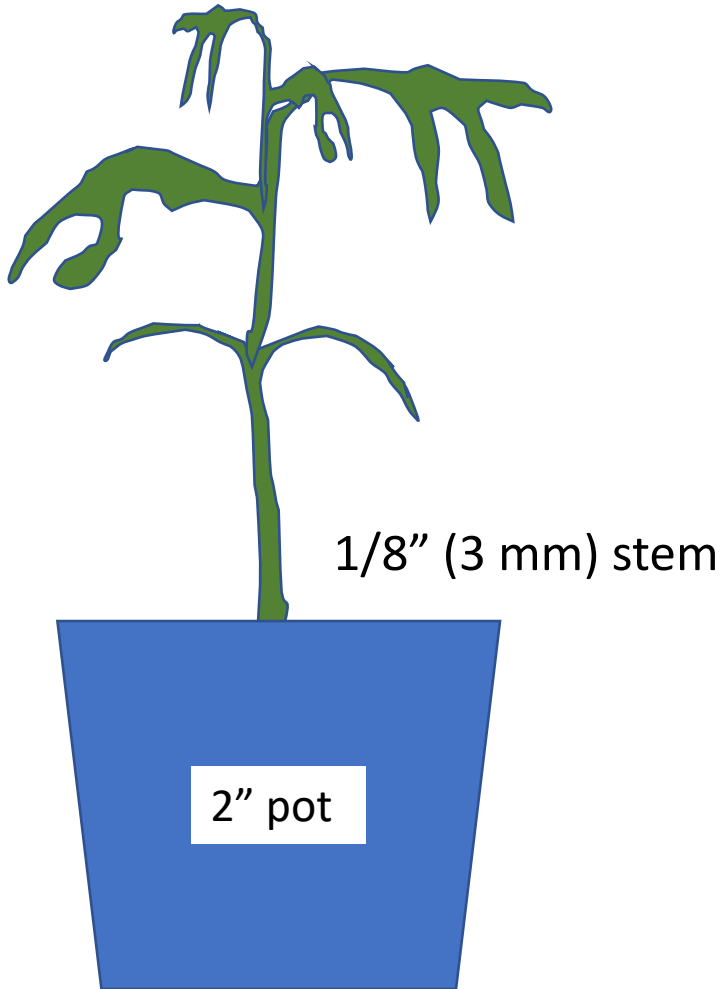
Fruit!




# Tomatoes are easy to start from seed

- Require warmth for germination
  - Start 2-4 seeds in 2" pot
- Roots need ample water
  - Avoid water on foliage if possible
- Heavy feeders and need ample Calcium
- Do not thrive when nighttime temp < 10C (50F)
- Require minimum 6 to 8 hours of sunlight
- Benefit from protection
  - Next to south facing wall

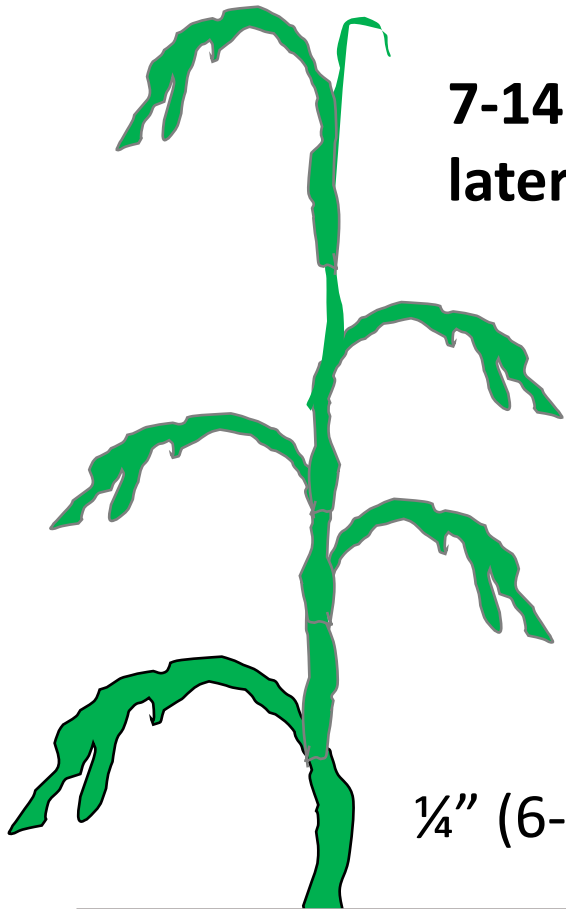
10-20 days  
after seeding



Transplant deep – tomatoes will  
form roots all along a buried stem




7-14 days  
later



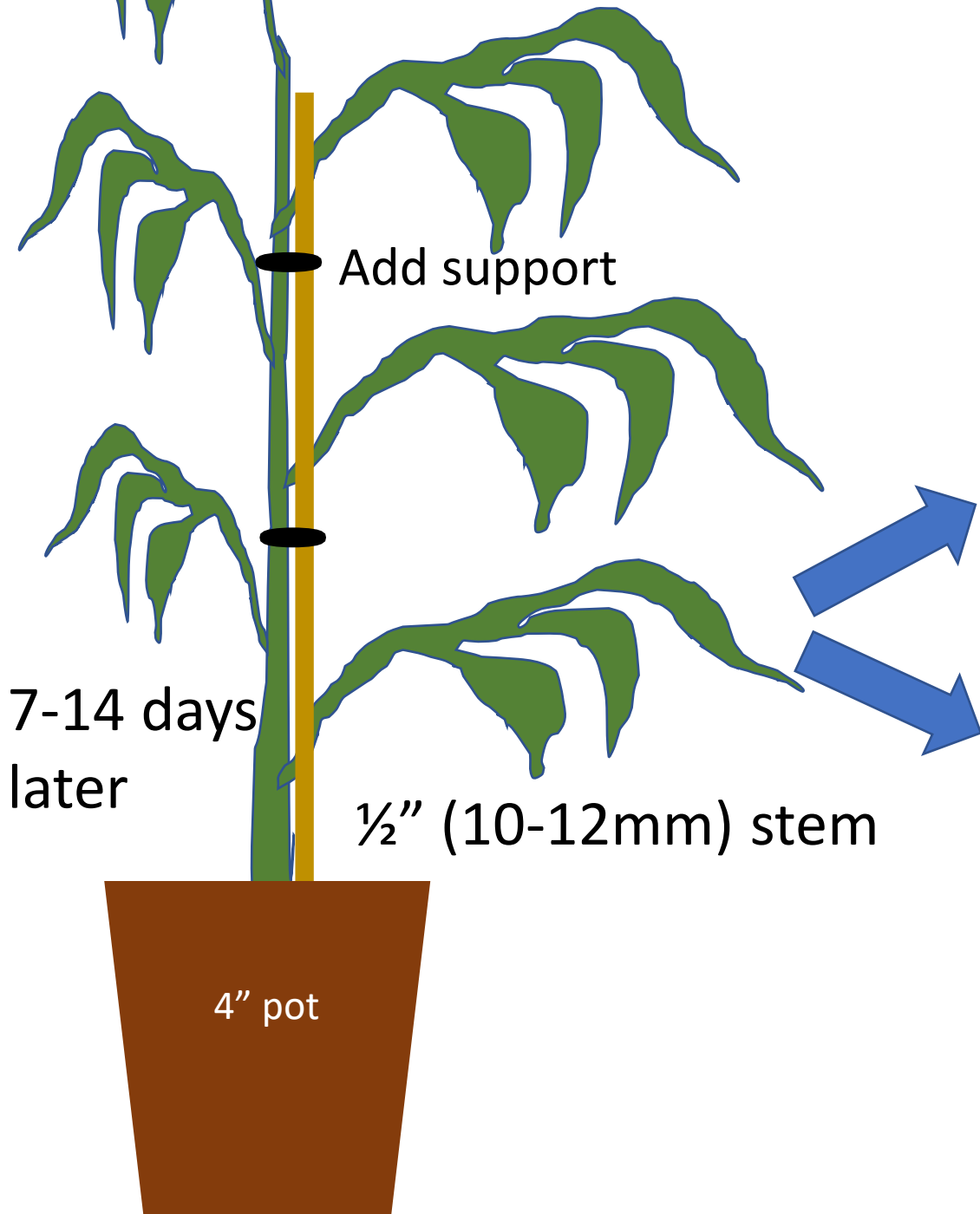
1/4" (6-8 mm) stem

3" pot



4" pot

Transplant deep – tomatoes will  
form roots all along a buried stem



Straight into the garden or planter (if timed correctly)

One more transplant into 5'' if too early to plant outside