



THE LEAF



THE LYNN VALLEY GARDEN CLUB

Established 1943

May 2020

Hello Fellow Quarantined Gardeners!!

I hate to brag, but my garden is just soaking up all the love and attention that is being lavished upon it - and is looking quite superb.... but - so is YOUR garden!! - for similar reasons. So we are all exactly where we were before: this is what Einstein meant by relativity. For evidence of relativity, have a look at Bright Spots.

The weather has not been bad either - so it is extremely difficult to drag one's black fingernails in to type away at the computer - so the rain is welcome in many ways. There will be a **Virtual Plant Sale** at the end of this *Leaf* - organized by **Jackie Morris** - so you can pass along anything potted up and not willing to wait till next year. There will also be fun stuff and serious stuff and stuff that you really need to think about. And as I have survived Naked Gardening Day, this mag will even have a centrefold.

It is truly amazing what one can ponder while weeding. This virus has taught us a number of important lessons - not just about the nature of selflessness, strength, courage, and pure, delightful friendship - but also about what is truly important: transparency. With the stark contrast of what's happening below our border, I am pinching myself that I live in Canada. No, we are not perfect - far from it - but our governments at all levels, and of all political stripes, have shown themselves to be decent people doing the best they can by their lights. Some are more successful than others, but all of them are making an honest effort. We are lucky.

So what have we really learned from this pandemic? Let's connect the dots in a different way. We know how invasive species work - there is a source and a spread/vector. As gardeners, we are familiar with a laundry list of them: Japanese knotweed, himalayan blackberry, English ivy, purple loosestrife, Scotch broom; and the critters - chafer beetle, asian carp and zebra mussels - and now the Asian giant hornet. The virus, like other invasive species, travels around the world. We need to control the reservoir so we can control the spread.

To control an invasive, we must recognize the environment that allows it to thrive, in this case - poverty, absence of adequate healthcare and housing, lack of access to education, information and critical thinking. These need to be tackled for everyone's safety and that, in turn, will require a new type of political will. Fingers crossed.

We've also identified what brings comfort: rediscovering LVGC helpfulness, fun, friendships and laughter - lots of it. This is YOU, reflected in this *Leaf* - thanks so much to the many, many contributors and please welcome **Julie Kehler** and **Jane Sherrott** - the new members of the *Leaf*'s "Editorial Board" tag team.

LVGC MEETINGS
Normally 3rd Thursday
of each month (except
July and August) at
St. Stephen's Church

1360 E 24th Street

*Please note that when we have
them, meetings start promptly
at 7:15 PM*

HOWEVER:

**LVGC is currently in
hiatus** - we miss you, but
we want you to be safe and
healthy

**SOME LVGC in-person
activities may resume,
depending on gov't.**

*Even though we have a
Mailing Address:*

Lynn Valley Garden Club
P.O. Box 16053

1199 Lynn Valley Road
North Vancouver, BC
V7J 3S9

To limit unnecessary trips,
we are not picking up the
mail

**PLEASE USE
ELECTRONIC ACCESS**
Your emails are welcome!

<http://www.lynnvalleygardenclub.org>
lvgc.membership@gmail.com



All gardeners know better than other gardeners - *Chinese proverb*

Executive 2020

President

Norma Austin x

Vice President

Jacque Morgan x

Secretary

Susan Huber x

Treasurer

Ginette Handfield x

Membership

Sue Callahan x

Doreen Marbry x

Members at Large

Pat Holmes x

Lori Herman x

Suzanne Mazoret x

Jackie Morris x

Committees

Newsletter Editors

Maria Issa x

Julie Kehler x

Jane Sherrott x

Plant Table

Norma Buckland x

Hospitality

Sharon Carabetta x

Maggie Davis x

Susan Nicholls x

Daphne Page x

Sunshine / Door Prizes

Lorraine Robson x

Website

Aline Burlone x

Executive Meetings
Currently suspended

Next Newsletter Deadline
Beginning of June sometime

If you have material to delight your fellow members - please submit it via the time-honoured routes or email to <mailto:lynnvalleygardenclubnewsletter@gmail.com>

Thanks to all who contributed to this edition: Rosemarie Adams, Rosemarie Adams, Aline Burlone, Sue Callahan, Sharon Carabetta, Anna Marie D'Angelo, Tom Davis, Barb Downman, Carol Ferryman, Linda Howe, Rosamond Hughes, Julie Kehler, Rita Marshall, Hiromi Matsui, Courtney Mitchell, Jackie Morris, Wayne Smith, Judy Stringer, Jane Sherrott Kathy Stubbs, Bruce Tennant,



INFORMAL UPDATES

Jackie Morris and the VEGIMATES (note spelling!!) have been potting up a storm of seedlings and have developed quite the black market* (*vide infra*) while raising a lot of money for the Club. So that you do not feel left out – and that you too can barter, trade, purchase, acquire and procure precious plants – FOR YOU, voilà! – **Jackie's List!!** – the VIRTUAL PLANT SALE – go to the end of this Leaf, find your happiness and contact the plant purveyor.



The Great LVGC Bus Tour – that is, sadly, not happening, would have taken us to *David Sellars'* garden. David has been a delightful speaker at some LVGC meetings over the years.

Here is *Rosemarie Adams's* description of what we are missing:

“One of the gardens we were scheduled to visit on our proposed bus trip was the south Surrey property of David and Wendy Sellars. The mid to late April visit would have shown his collection of over 100 rhodos at their best bloom time.

I was fortunate to visit David's



garden in mid-March to view his collection of Saxifrage, which is extensive, and grown mainly from seed. Some of his rhodos were also already in bloom, and many other beautiful spring plants. Large patches of Cyclamen and Hepatica were some of my favourites.

David's garden is one of the finest private gardens I have ever seen, here's

hoping we can schedule a visit on our bus trip next year, when this darn pandemic is over.



What's New on the LVGC Website? Aline Burlone has put together a list for us:

The LVGC homepage has new links posted since the beginning of April:

- the Vegimates' presentation from the February meeting
- Renee's Garden seed company
- Information on sowing seeds indoors using soil blockers
- Information on the Vancouver Master Gardener Program for 2021
- Gardening Australia (an hour-long weekly video podcast)
- Linda Gilkeson's Year Round Harvest course notes
- Epic Gardening daily podcast [more next page]

- UBC Botanical Garden April 2020 in the Neighbourhood
- Attracting butterflies to your garden
- New articles
- Bird Identification



“SPEAKER”

Obviously – there isn’t one... but what there is, is links to time-lapse videos of flowers blooming found for you by **Sue Callahan** – they are quite beautiful. Set aside a few minutes, grab a cup of tea and check these out. If the links are garbled – They are also in the “May links” file in your cover email.

https://www.youtube.com/watch?v=pZVdQLn_E5w

<https://www.youtube.com/watch?v=LjCzPp-MK48>

and this is a loooooong one:

<https://www.youtube.com/watch?v=aS-LUW5Jim0>



“BRIGHT SPOTS”


Rob and Sue Callahan rescued some plants during the latest “BIG DIG” and these are just some of them.



Rosemarie Adams writes: These are some Bright Spots in my garden this month – it really has been a lovely Spring, with lots of time to work in the garden. I have just built a new rock garden in a corner of my front garden – lots of little alpine


plants – I filled the bed with plenty of sand and gravel to get good drainage. Most rock plants can take the cold, but not soggy soil. [*Pteridophyllum racemosum*, *Ribes odoratum*, *Lewisia nevadensis*, *Azalaea* ‘Golden Lights’, *Azalea* “Northern Lights”]

However the brightest spots in my garden this year are the many bird nests being built. We have three nesting boxes occupied by chickadees at the back of the house, a robin sitting on her nest in a large rhodo just off our deck, and best of all, a





wonderful bushtit nest hanging from the willow tree in our front garden. The nest hangs down from flimsy willow branches like a sock, made of lichen and moss (and apparently "glued" together with spider webs). It has been a treat watching these tiny birds, not much bigger than hummingbirds, make many hundreds of foraging trips to put this nest together. Hopefully there will be babies successfully hatched, and I can get some photos.




Kathy Stubbs has similar joys: "I finally removed the robin's nest from my potting area and put it in the carport where it had nested previously. Now the robin has laid eggs and is sitting there, or maybe just sitting there, so finally I got around to cleaning up and re-potting some of the plants." [for the Virtual Plant Sale].



There are the **'WOULD BE' BRIGHT SPOTS** - if only we knew what they were and where to find them: *Jenn Sydenham* would like to engage the collective brain power to identify these plants as well as suggest a place to find them. "I am on the hunt for these two plants. The first is a bit unlikely - it's a Japanese red spider lily and they grow in Japan and flower in October/November which is perfect. The second is something that I just saw in someone's garden the other day - no idea what it is. Some kind of giant snowdrop? I assume it's a bulb but it's so pretty and I would love to find one or at least find out what it is.

garden mysteries that grow with great vigour, but we are not sure whether we want them to. *Linda Howe* would like your help with these, "I was wondering if you know the plant, in the following pictures? Is it a desirable plant? Or should I be weeding like crazy?" Please let her know soon - before they take over!!

Then there are the **SPOTS** - that are not necessarily bright: those



"A weed is a plant that has mastered every survival skill except for learning how to grow in rows." -- *Doug Larson*

VEGIMATE CONVERSATIONS and OTHER USEFUL STUFF

[The VEGIMATES are an amazing, burgeoning group with knowledge and seedlings and conversations and counsel and other fun stuff that currently flies over email. Everything you always wanted to know about veggies, but never dared to ask ... some of them may be answered or asked here.... But you can always send your questions and answer to the lynnvalleygardenclubnewsletter@gmail.com and I will pass them to the gurus. This is also where the whole concept of the **VIRTUAL PLANT SALE** evolved: the list is at the end of this *Leaf* - so **DON'T MISS IT!!**]

Q - Jane Sherrott: "I was pleased to get ten bags of the pig manure this year. [...] I'm wondering how it should be used. Is it better as a mulch because it can be expected to break down slowly or as an amendment like well composted green waste or manures that will move into the soil more quickly.?"

A - Jackie Morris: "We use it more like a mulch, spread it on top of the soil and then it gets mixed in as we plant or weed."



Tom Davis: "I was stuck with a surfeit of vegetables (mostly tomatoes). Some of the Vegimates came up with interesting ways to make some money for the club. Bruce started with a stand in his "back 40" and being used to social distancing (no-one came near him before), asked people to pay whatever they wanted. Jackie took "take-out" orders and people gave her envelopes of money and e-transfers. Once she had exhausted her vegetables, she sent *my* list to *her* friends and then Maria put my list out to members and I initiated "curbside pickup" So, all that seeding and growing was not in vain: I have

only 2 plants left out of the 50 I grew. Along the way we learned new terms like "money laundering."

Tom is also the terror of the greedy grubs: "Some of you may remember last year I sourced a product from California that only kills grubs - GRUBGONE. This year it is available locally. I purchased it at Canadian Tire and had great success with it (no lawn damage last winter). The name is different because the company have given Scotts the license to sell it."



PLEASE SAVE YOUR 4 INCH (especially square) POTS FOR NEXT YEAR!!!

Did anyone answer **Carol Ferryman's** question from last month?? - "This year my asparagus plants have not yet shown any sign of life which is very unusual. The bed has been established for over 8 years and always produces a good crop early in the year. Has anyone else had a similar problem?" Please give her a call or email the Leaf to respond!!!

From **Sharon Carabetta:** "I have been looking at the local nurseries for Tumbler Tomatoes, not Tumbling Tomatoes.. I can't seem to find any this year. Anyone know where I may purchase a few plants for my deck 4 - 5 plants?"



Linda Howe found this useful piece of info from the web: "Please resist the urge to clean up your garden until temperatures are consistently above 50°F, 10°C. Many pollinators overwinter in the dead leaves and hollowed-out stems of last year's plants. If you clear these too soon, you will be literally throwing away this year's butterflies, bees and other beneficial pollinators."

She also suggests that this website might be useful: "I found this list of useful links helpful. Especially the one regarding deer as I have a family of deer living in the area."

I must admit that it is hard shopping at the garden centres with the line ups but at least most are open in some manner. https://www.bluestoneperennials.com/useful_inks.html

Hiromi Matsui writes: "The Vancouver Master Gardeners are answering questions sent on email:

<http://mgabc.org/content/101-garden-questions-ask-us-here?fbclid=IwAR0fi9AySZrmdmPFniZ4HOfojhbHMKyEOI5GdtQhGRJmvDzuHTFjV4dh17mw>

And "Did you know that **Dykhof** is now open at 10AM to 5PM, 7 days a week!?" <http://www.dykhofnurseries.com>



Barb Downman writes: "As many of you likely know, **Free Spirit Nursery** in south Langley is one of the treasures of the local gardening scene. One of the great joys of springtime is a troll of the nursery looking at the lovely display gardens and picking up a few new perennials, grasses, ferns or small shrubs/trees. Unfortunately, this year the nursery is temporarily closed for retail browsing visits because of the COVID-19 virus and

is only selling plants through pre-order. Marjanne and Lambert have established a unique and very safe way of getting plants to their customers but as you can imagine sales are only about 50% of normal volume. Click the link to find out more about the pre-order process: <https://www.freespiritnursery.ca/covid-19-preorder/>

“Any specialty nursery still in business deserves our patronage, as do the new ones being started on occasion by the next generation of horticulturists. They are like the independent bookstores, wine shops, and ethnic eateries that enrich our lives. To support a specialty nursery is to support a small business. Your chances of locating an old cottage garden favorite that your grandmother or aunt once grew, or a rare Japanese maple you saw in a public garden are higher when shopping in specialty nurseries than on a foray in a big box store.This simple pleasure of purchasing plants has been a longtime spring or fall ritual for gardeners; it will be a balm for our embattled spirits in these uncertain times.” - Plinth et al blog

In the interest of supporting this fine lower mainland plant nursery, I'm offering to coordinate a group purchase of plants for members of our garden club. If you have been considering adding one or two (or a handful of plants) to your collection but didn't want to go through the hassle of pre-ordering and driving to south Langley for a small number of plants, please get in touch with me by 5 pm on Thursday, May 21. Let me know which plants you want from the 2020 plant list.

(<https://www.freespiritnursery.ca/plant-list-and-manual/>). I will consolidate all requests into a single larger order that I will submit to Free Spirit. Once the order is ready, I will pick the plants up from Free Spirit and I will get in touch with each of you to arrange pick-up or delivery of your new plants. You'll reimburse me for the cost of your plants by cash, cheque or e-transfer only when you have received them (in case FS is out of stock of certain plants).

[THANKS BARB!!!!!! That place just makes your mouth water: every plant I bought from them has been a delight! -m]



[...and something else to make your mouth water! Literally, this time... a little Covid Cuisine]

Rita Marshall's Earth Day Borscht

“Hi everyone, hope all are well, sharing a recipe for tonight's dinner:

*1 bay leaf
1 medium beet shredded
1 medium finely diced onion
1 teaspoon olive oil
1 clove garlic
3/4 cup low sodium beef broth or vegetable broth
1 1/2 cups water
1/8 cup tomato paste
1 cup shredded red or white cabbage*

In a medium pot, soften diced onion on medium high heat for ~4 minutes

Add all ingredients except tomato paste and cabbage, simmer for 50 minutes

Add cabbage and tomato paste, simmer for 20 minutes

Let cool, add sour cream or yogurt to taste and/or a dash of dried dill.

I do not put dairy in my borscht.

I had some home-made whole wheat bread with it...yummm!



A Rhodo by any other name...

The Story Behind the Name: Rhododendron 'Anna Rose Whitney'

- by Judy Stringer

Over the years I've wondered about the names of some of my plants, particularly those named after people. Now seems like a good time to look into some of them.

When I was a new gardener, I listened religiously to Brian Minter on CBC. One day a caller asked for his advice about purchasing a large rhododendron. One of Brian's suggestions was Rhododendron "Anna Rose Whitney." Naturally, I sought it out, and it is now a very large shrub in my back garden. Its flowers are brighter than I expected, and now I look forward to seeing its brilliant pink blooms every spring.

So who was Anna Rose Whitney?



Anna Rose Whitney was the mother of William Whitney, a passionate hybridizer and propagator of rhododendrons. *Rhododendron 'Anna Rose Whitney'* was introduced in 1954 and remains a popular rhododendron around the world. Mr. Whitney chose the name as a tribute to his mother.

In 1955 William Whitney started a garden and nursery at Brinnon on the Olympic Peninsula in Washington (see website). He, and his wife Faye, owned the property for 15 years, after which time it was sold to the Sather family, who continue to run the 6.8-acre gardens and nursery and welcome visitors.

Now that I know more about the name of my plant, I was surprised to learn that its origins were just across the border.



From **Linda Howe**: I found this excellent website on rhododendrons: *The American Rhododendron Society*.
<https://www.rhododendron.org/index.htm>



“What's in a name? That which we call a rose by any other name would smell as sweet.”

– William Shakespeare *'Romeo And Juliet'* (1595) act 2, sc. 2, l. 43



It's all in the presentation...



Wayne Smith is doing private veggie sales from the edge of his driveway in Deep Cove. His innovative presentation is a hit with customers as the offerings are beautifully displayed on a bed of moss. “I dug up a bit of soil and put the bok choy in ziplock bags in case they get re-planted.” His spinach is also robust!



Anna Marie D'Angelo's red speckled butter lettuce and romaine (see VIRTUAL PLANT SALE) are also looking incredibly healthy!

... But then she also forwarded this:

**Ran out of toilet paper and now using lettuce leaves.
 Today was just the tip of the iceberg, tomorrow remains to be seen.**

*That *&^%\$#@ Virus*

Courtney Mitchell sent the following excellent website: <https://www.erinbromage.com/post/the-risks-know-them-avoid-them>

Summary: Viruses are droplet-borne – breathing, talking, coughing, sneezing - generates droplets. These droplets settle or float – depending on droplet size and the air circulation. Stop them at the source: wear a mask to protect others.

A new study out of Portland confirms that air circulation is what determines the level of risk. Remember the bad old days when people used to smoke inside? Think of this as “virus smoke”. Air out rooms. Before reopening – businesses will have to seriously rethink their HVAC systems. <https://around.uoregon.edu/content/uos-indoor-research-center-takes-aim-covid-19-risks>

... But there is grace among the virus and quarantine. Read on...

Dear LVGC – from Rosamond Hughes

I haven't been spending too much time with the computer (other than frustrating exercises to do with learning about online banking and so on) but did wonder a few weeks ago about whether I should get in touch about the tomato seeds I picked up which were rapidly becoming rather leggy. I had followed the advice to get a heating mat and tube light but as the plants got bigger and as I repotted them, I don't know -- the floor in the living room wasn't giving much light perhaps, and it was becoming tricky to carry them outside to the wind and (sometimes) rain. I eventually concocted a plastic cover, but it blew off! I have since given them away with an apologetic comment that they need more TLC than I can give -- but hey, next year I hope to do better!

What I WOULD like to share is my appreciation of the work that you are doing to help would-be gardeners like myself.

First, for Jackie and Tom. I did plant the bulbs and they have given me much pleasure. About two weeks ago, I happened to look out a window and saw a child, probably about 9 years old, dart into my driveway and look carefully up and down the road. She peeked out at the bulbs, picked a red tulip and hurried back into the driveway. The performance was repeated with two daffodils. Another careful look at the road, and off she ran. I had a good chuckle over it and wondered if I should have invited her to pick more, but my more than usual unkempt grey hair has probably made me look like the Wicked Witch of the West! I think children like primary colours and those bulbs were just perfect.



Then Bruce. My daughter is a health care worker and is using my car. She picked up some carrot seeds for me and they have appeared in my garden, (I think.) I was happy that she could do it for me, and she then left Vancouver to work in a hospital up north. Although she had been offered a place to stay, she thought it would be too risky for the family and has been staying in a hotel. She has just found out that someone unknown has paid her hotel bill. She has written that Covid-19 can bring out the best in us.

All good wishes,
Rosamond



Lockdown by Brother **Richard Hendrick**, a Capuchin Franciscan living in Ireland, this has gone viral. It was found by Sue Callahan.

Yes there is fear.
Yes there is isolation.
Yes there is panic buying.
Yes there is sickness.
Yes there is even death.
But,
They say that in Wuhan after so many years of noise
You can hear the birds again.
They say that after just a few weeks of quiet

the sky is no longer thick with fumes
but blue and grey and clear.
They say that in the streets of Assisi
People are singing to each other
across the empty squares,
keeping their windows open
so that those who are alone
may hear the sounds of family around them.
They say that a hotel in the West of Ireland

is offering free meals and delivery to the housebound.
Today a young woman I know
is busy spreading fliers with her number
through the neighbourhood
so that the elders may have someone to call on.
Today Churches, Synagogues, Mosques and Temples
are preparing to welcome
and shelter the homeless, the sick, the weary
All over the world people are slowing down and
reflecting
All over the world people are looking at their
neighbours in a new way
All over the world people are waking up to a new
reality
To how big we really are.
To how little control we really have.
To what really matters.
To Love.
So we pray and we remember that
Yes there is fear.

But there does not have to be hate.
Yes there is isolation.
But there does not have to be loneliness.
Yes there is panic buying.
But there does not have to be meanness.
Yes there is sickness.
But there does not have to be disease of the soul
Yes there is even death.
But there can always be a rebirth of love.
Wake to the choices you make as to how to live now.
Today, breathe.
Listen, behind the factory noises of your panic
The birds are singing again
The sky is clearing,
Spring is coming,
And we are always encompassed by Love.
Open the windows of your soul
And though you may not be able
to touch across the empty square,
Sing.

This was the philosophical bit – but **Sue Callahan** also found a poem that sure reminds me of some people I know. It was quite the process to track down the author: **Jane Beaumont** from Auckland, New Zealand,

I'm normally a social girl
I love to meet my mates
But lately with the virus here
We can't go out the gates.

You see, we are the 'oldies' now
We need to stay inside
If they haven't seen us for a while
They'll think we've upped and died.

They'll never know the things we did
Before we got this old
There wasn't any Facebook
So not everything was told.

We may seem sweet old ladies
Who would never be uncouth
But we grew up in the 60s -
If you only knew the truth!

There was sex and drugs and rock 'n roll!!
The pill and miniskirts,
We smoked, we drank, we partied
And were quite outrageous flirts.

Then we settled down, got married
And turned into someone's mum,
Somebody's wife, then nana,
Who on earth did we become?

We didn't mind the change of pace
Because our lives were full

But to bury us before we're dead
Is like red rag to a bull!

So here you find me stuck inside
For 4 weeks, maybe more
I finally found myself again
Then I had to close the door!

It didn't really bother me
I'd while away the hour
I'd bake for all the family
But I've got no bloody flour!

Now Netflix is just wonderful
I like a gutsy thriller
I'm swooning over Idris
Or some random sexy killer.

At least I've got a stash of booze
For when I'm being idle
There's wine and whiskey, even gin
If I'm feeling suicidal!

So let's all drink to lockdown
To recovery and health
And hope this bloody virus
Doesn't decimate our wealth.

We'll all get through the crisis
And be back to join our mates
Just hoping I'm not far too wide
To fit through the flaming gates!



Which brings us to **QUARANTINE EXERCISES for SENIORS** sent to you by **Tom Davis:**

While we are all sitting around waiting for the virus to go away, here's some good advice especially for people over 60!

Begin by standing on a comfortable surface, where you have plenty of room on each side. With a 5-lb potato bag in each hand, extend your arm straight out from your sides and hold them there as long as you can. Try to reach a full minute and relax.

Each day you'll find that you can hold this position for just a bit longer. After a couple of weeks, move up to 10-lb potato bags. Then try 50-lb potato bags and eventually try to get to where you can lift a 100-lb potato bag in each hand and hold your arms straight for more than a full minute. (I'm now at this level.)

After you feel confident at that level, put a potato in each bag.



World Naked Gardening Day Report

Julie Kehler sent some appropriate plant species to be grown for this event. "Wondering what you might have in your garden to celebrate World Naked Gardening Day?"



Maybe *Rosa 'Buff Beauty'* or *Symphytichum oblongifolium'* Fanny's Aster?

Or possibly *Lycoris squamigera* (Naked Ladies)?

(and while hunting up images for Naked Ladies, I found the picture below of *Lycoris radiata*, a member of this family that looks suspiciously like Jenn Sydenham's mystery plant).



On Naked Gardening Day, it hailed, it rained, and it was cold: But that did not deter your determined centerfold!

(Ok, so my husband was killing himself with laughter as he took pictures and could hardly hold the camera still while I was shivering, and the hail was pinging off the umbrella. Next year I want sunshine!!!)

"Friendship is certainly the finest balm for the pangs of disappointed love, with naked gardening a close second." – *Jane Austen* [no, not really. Only the first part. The second part is claimed by the World Naked Gardening Day website.]



Newspapers [that's before the Internet!!!] used to print the less important stuff "below the fold". We are honouring that wise tradition.



RELEASE THE MURDER HORNETS

Those Asian Giant Hornets

...seem to be in the news everywhere. Here are some links to the New York Times reporting on the subject. The first time you click the link, it will work, then it drops behind a paywall.

'Bee' that as it may, the hornets have arrived – so please keep your eyes open and report any you may see. According to the CBC "Residents of 0 Avenue from Surrey to Aldergrove are being given pest-alert notices and informational packages about Asian giant hornets, as they are the most likely to see them first." Besides their sting (nasty!) the hornets are known to behead entire hives of native bees in a few hours. Surprisingly, Asian bees can defend themselves against the hornets. Japanese honeybees (*Apis cerana japonica*) create a defensive ball of in which hornets are engulfed, incapacitated, heated and eventually killed. Another interesting factoid: In Japan, drowning a hornet in an alcoholic drink, then downing it all, adds to the 'buzz'. In Japan the hornets are eaten fried: their flavour is praised by devotees.

<https://theconversation.com/what-are-asian-giant-hornets-and-are-they-really-dangerous-5-questions-answered-137954> <https://www.nytimes.com/2020/05/02/us/asian-giant-hornet-washington.html>

<https://www.nytimes.com/2020/05/03/us/murder-hornets-asian-giant-hornet-bees.html?action=click&module=RelatedLinks&pgtype=Article>

https://www.google.com/url?sa=t&rct=j&q=&esrc=s&source=web&cd=2&ved=2ahUKEwiwrbaq9q_pAhWRrJ4KHWgmBe8QFjABegQIARAB&url=https%3A%2F%2Fwww.nytimes.com%2F2020%2F05%2F05%2Fworld%2Fasia%2Fmurder-hornet-japan.html&usq=AOvVaw0jvZGMe9t8wUc77D2Jmcq5

Did you know? (more invasives)

Moving firewood can spread invasive species and diseases that can severely impact our environment and economy. BC's forests are threatened by non-native insects and fungi that can damage large numbers of trees, and new infestations of harmful diseases are often first found in campgrounds and parks. Two examples of

introduced insects - the gypsy moth and the Asian long-horned beetle - are wood-infesting species that can be transported long distances in firewood. Once transported into new areas, the insects can become established and damage local trees. It's important that to stop the spread of these insects and protect our forests and trees. <https://bcinvasives.ca/resources/programs/buy-it-where-you-burn-it>



Seed Collection – sent in by Hiromi Matsui

Pam Yokome of the Alpine Garden Club writes:

"As many of us are following along on the Alpine Garden Club of British Columbia Virtual Spring Show, we are reminded of the incredible diversity of plants our members grow in their gardens, greenhouses, alpine houses and cold frames. With the uncertainty surrounding the current pandemic and timing of the easing of restrictions perhaps we could all concentrate on the collection of seed from our personal gardens. I have already seen many plants that I would


love to have seed from and am sure that many others have as well. In an effort to keep our Seed Exchange vibrant please look around and collect seed from your gardens and greenhouses to donate in the fall when the Seed Exchange starts up again."

Jane Sherrott comments: "In view of the above - is there any interest by LVGC to save seeds for an **LVGC SEED EXCHANGE**? This is a super idea: could someone in the club (please!!!) write some notes on seed saving? I know I'd love to learn more about this and Pam is right that COVID has made us more aware of the importance of seed security and the joy of group activities like this."

How about it LVGC? - there are many experts in our club and many who would like to learn!!!



Also from **Jane Sherrott: Jellito Seeds, Germany**: You can order seeds from around the world without customs clearance or duty needed - just order and they'll arrive. Hardy Plant Society of Oregon lists their favourite seed suppliers and recommend Jellito for having the largest range of seed for perennials. For example, if you are considering adding flowering perennials to your lawn, they sell wild, dwarf achillea; English daisies from the species to colorful new cultivars; low Veronica and many other lawn "weeds" that are now being used in meadows and lawns. A summer project for your lawn perhaps?



Hello and Thanks from Gerry's Garden

Hello LVGC!

I am writing today to thank you once again for your generous donation from the autumn of last year. It has been doubly appreciated as the Covid-19 situation has virtually ended, for the foreseeable future, any other sources of funding that keep our project going.

Due to your kind support, we have been able to add more native and bee-friendly plants, some shrubs for show and scent (such as Exbury azaleas and Lilacs), a young tree, wildflower seeds, and much-needed fish and seaweed fertilizers.

Frank and I have been keeping on top of the maintenance as best we can, with the occasional help of a volunteer or two. Gerry, unfortunately, has not been well enough to work there and has been able to visit the garden only a couple of times since he was awarded the *Freedom of the City* back in February.

I do hope everyone at the LVGC is well and able to enjoy this gardening season, as many folks all over the world seem to be!

All the best for now,
to see some of you again
Cheers!
Howie



and we hope soon.

FYI "Exbury Azaleas":

The development of the Exbury Hybrid azaleas was accomplished through the cross-breeding of both native U.S. and Asian varieties, and a succession of additional cross-breeding, in the late 1800's.

In 1919 Lionel de Rothschild laid the groundwork for the development of the first true Exbury Hybrids. He purchased the estate of Exbury, and over the next two decades he hybridized more Rhododendrons than most any other horticulturist of his time. In 1920 he acquired a batch of Knaphill azaleas from Anthony Waterer, Jr. (yes, of Spirea 'Anthony Waterer' fame), and through a succession of cross-breeding developed the first true Exbury Hybrid azaleas. In the 1930's, the Exbury azaleas really went public, and became more successful in the U.S than in Europe.

Cultivars include 'Strawberry Ice', with a pink-peach flower; 'Cannon Double', with a double cream-pink flower; 'Double Delight', with a yellow flower; and 'Fireball, with a bright red flower.

These plants work great in a woodland setting with a backdrop of Hemlocks and a scattering of spring bulbs massed in front of them. Most plants reach 3-5' in height. They will tolerate full sun and like to be planted in a well-drained, acidic, non-compacted soil. Pruning should be done immediately after flowering to ensure no flower buds are removed.

"To see a world in a grain of sand and heaven in a wild flower
Hold infinity in the palm of your hand and eternity in an hour."
--William Blake

Linda Gilkeson's email – sent in by Rita Marshall

Linda's list for April 20: Links for gardening help

With my next message I will resume my usual gardening content, but for now, here is a roundup of information I have been sent on local gardening mentors, Facebook groups and projects to help new gardeners in the region:

Victoria Area:

Victoria Master Gardeners are offering virtual garden mentoring, over the phone, by email, text. Their trained volunteers are ready to mentor new and seasoned gardeners to help you get started on your vegetable garden or answer gardening questions. Contact them at info@msvmga.org

Collaborative Gardening for Food Security (Victoria/Lekwungen+WSÁNEĆ) is a large Facebook group in Victoria about growing food <https://www.facebook.com/groups/645916832912552/> It is open to members from nearby communities also.

Paul has started a question and answer Facebook page for new gardeners to connect with mentors and masters <https://www.facebook.com/groups/665540974276715>

Lisa at victoriagardenersmentorship@gmail.com is working on a program that matches novice gardeners with experienced gardeners. People can sign up by filling out this form:

https://docs.google.com/forms/d/e/1FAIpQLSfgUKDC3Ia7MH6bhDdOcMLzT96k-fhSMcYJMM7j5u39zenCSQ/viewform?vc=0&c=0&w=1&fbclid=IwAR2K1_wYWZholSievodT2cAVKCJI25CG5Y9gajo9PUdab8g04zh6OvyNqic

Salt Spring Island:

Salt Spring Garden Mentors pairs a new gardener with an experienced gardener for the season. If you are new to food gardening or an experienced gardener who could advise a new gardener, contact: Marian Hargrove momhargrove@yahoo.com 250-537-0864

Comox Valley:

The Lush Valley Food Action Society <https://lushvalley.org/> has set up a resources list for new gardeners on Facebook: "Grow Food Everywhere, Garden Support During the Covid Pandemic" They are looking into setting up a mentorship program so sign up for their news. <https://www.facebook.com/groups/growfoodeverywhere/>

Lower Mainland:

Vancouver Master Gardeners continue to offer gardening help: Email your question to plantinfo@bcmastergardeners.org or call their Plant Information Line at 604-257-8662. You may leave a message at any time and a Master Gardener will contact you. On Facebook: <https://www.facebook.com/vancouvermastergardeners/>

The Little Mountain Neighbourhood House and Society Promoting Environmental Conservation (SPEC) are working on a gardening extension project that will include one-on-one mentorship opportunities for beginner gardeners, focused on the Riley Park neighbourhood in Vancouver. Stay tuned for details when their program is up and running.

Online Vegetable Gardening Courses:

With thanks to the sponsoring organizations I have made my *Year Round Harvest* gardening course slides free to the public. On my web site: <http://www.lindagilkeson.ca/index.html> go to 'Course Login' on the menu. Use password: **honeycrisp** to see monthly presentations from the 10-month Year Round Harvest course (a new module will be put up each month until October).

Use password: **mgbasic** to see a 2-part set of slides for a vegetable growing workshop prepared for BC Master Gardeners. Also, from my home page you can print a planting chart that shows when to sow seeds for crops that are harvested all winter. Put the chart on your fridge to remind you when to sow various crops over the summer.

Oregon State University Master Gardeners offers online gardening courses and until the end of April their vegetable gardening course is free to the public:

<https://workspace.oregonstate.edu/course/master-gardener-series-vegetable-gardening?hsLang=en>



Linda Gilkeson hosts TWO zoom talks: -register here <https://westvanlibrary.ca/climate-future> for:

June 3 – Zoom Talk 'Resilient Gardens in a Changing Climate' 7:00-8:30 PM

June 10– Zoom Talk 'Year Round Organic Gardening' 7:00-8:30 PM

Loutet Farm

Rumour has it, Loutet Farm sales are on! I couldn't confirm this, as the Loutet website as well as the Edible Garden Project website absolutely refuse to load. Maybe you have better luck. If all else fails, please contact Rita Marshall - who knows these things.



The COMPOST BIN - Maria Issa

So I promised you an article on *plant viruses* in order to reassure you that "you are not alone" being plagued by COVID - and that your little green companions have their own enemies. I hunted up a lot of references - and then decided that the experts are the experts: <https://www.apsnet.org/edcenter/disandpath/viral/introduction/Pages/PlantViruses.aspx>

This article is not too dense and scientific; and covers the biology of plant/virus relationships as well as the history of their discovery, starting with Tobacco Mosaic Virus, and some hot new developments in this very tiny world.

I learned a lot of new things here: besides the wide variety of viruses, there are also such things as '*viroids*' - which are even more primitive than viruses - as if that were possible! - they are just bits of free-floating, infectious, disease-causing naked nucleic acids - they don't even have a protein coat! How embarrassing: puts a whole new spin on Naked Gardening.

This prompted the next question whether plants get *prion* diseases? Prions are 'infectious proteins' - the

coat, without the (nucleic acid) inside. Remember 'mad cow disease'? That is caused by a prion. Prions are 'misfolded' proteins that stack like interlocking bricks. So that sent me on another hunt - and Lo, and behold! - yes plants are plagued by prions too: this is a very recent discovery published in *Nature*: <https://www.nature.com/news/plant-protein-behaves-like-a-prion-1.19824>

While we think of prions as disease-causing peripatetic proteins, in fact they may have something to do with the way memory-patterns are stored in the brain - also a new publication in *Nature*. Go figure!! <https://www.nature.com/articles/news031229-2>.

That, of course sent me down a further branch of the rabbit warren: similarly stacked amyloid proteins in the brain cause Alzheimer's disease - which is manifest by memory problems. Curiouser and curiouser - how nature works in patterns. <https://www.ncbi.nlm.nih.gov/pmc/articles/PMC2813509/>

So thank you, LVGC for sending me along this incredibly interesting reading path!



VIRTUAL PLANT SALE
- organized by Jackie Morris

After a bit of a rocky start, this is the first email setting out plants for sale by members for our Virtual Plant Sale. The email Maria Issa sent out from me last Thursday had a deadline of the next day, which was a mistake. If you have plants to find homes for but could not meet that deadline, we will send out another email like this one. The new deadline is one week from the date of this email. Please list the plants you have, how many, a brief description of each (sun/shade, size, flower colour, ...) and how you would like to be contacted (phone # or email or both). Send your list to Jackie Morris.

ROUND 1: Members with plants to sell in this email are, in alphabetical order:

Anna Marie D'Angelo
Tom Davis
Barb Downman
Norma Ferguson
Maria Issa

Hiromi Matsui
Jackie Morris
Jane Sherrott
Kathy Stubbs

Anna Marie D'Angelo

10 x 3" romaine at \$1 per plant
2 x 6-packs of 3" red speckled butter lettuce at \$3 per 6-pack.
1 small Bay Laurel bush started from a cutting last year: \$3
I can drop off or anyone can pick up at my place and give me payment or place payment in a jar. Please contact me at x or email
atxxxxxxxxxxxxxxxxxx

Tom Davis

1 Amish paste tomato \$3
1 super Italian paste tomato \$3
3 jalapeño pepper plants \$1 each
2 containers redwing onions 1\$ each container (approx 8-9 onions in each)
3 styrax japonica seedlings 18"-2' eventually \$3 each
2 hosta; medium size, bluegreen leaf \$3 each
1 sarcococca seedling \$3
1 sm Rodgersia \$3
Please contact me by phone

Barb Downman

2 *Phygelius* (Cape Fuchsia) - small divisions but well rooted; Orange/Red flowers in summer that are highly attractive to hummingbirds. The shrubby plant eventually gets 3' to 5' tall and wide. Full Sun. \$3 each
1 *Laurus Nobelis* (Culinary Bay Laurel) in a glazed pottery planter – a slow-growing evergreen large shrub/tree that is currently about 18 inches high. Comes complete with its own glazed pottery pot (dark brown). This was given to me by neighbours when they moved out of the country. It needs a bit of TLC/repotting into a larger container or into the ground. Full sun or part shade; \$5
2 large clumps of garden chives – prefers full sun but will do okay in part sun. \$3 each.
1 pot with 2 borage seedlings –small but will grow fast; beloved by all types of bees – bumble, honey and small native; full or part sun. \$2
Verbena bonariensis - small seedlings but will grow fast and bloom this year. Beloved by bees and butterflies. They do self-seed rather enthusiastically so they are not the plant for a tidy gardener. I have lots of verbena seedlings (will pot up to order). **Free** to anyone who wants a bit of a billowy purple haze in their garden. Prefers full sun but seems to do fine in part sun too. This is considered to be a tender perennial but I've had well established plants overwinter at the top of a south facing cement retaining wall for the past 4 years.
1 Little Lime Hydrangea (*Hydrangea paniculata*) – full to part sun; small enough to grow in a container; will grow to 4 to 5 feet in the ground; blooms on new wood so easy to prune; 2 gal pot. \$5

1 *Viburnum Titus* "Spring Bouquet" – full sun; upright shrub to 6 to 8 foot; grown from a cutting and now in a 1 gallon pot. \$5
1 *Heuchera* – full to part sun; dark purple foliage; really beautiful but I don't know the cultivar name; 1 gallon pot. \$3
Please contact me by phone; I can deliver the plants or people can pick them up from me in Dollarton (near Dollar Plaza).

Norma Ferguson

1 yarrow- full sun, 2' X 2' pink or yellow \$3
1 Pink Elf dwarf hydrangea; sun or part shade; bright pink mophead flowers; 3' X 3' \$10
1 Bears Breeches, part shade or shade, 4' X 4', note this plant can be a garden thug; \$3
2 small non-clinging Clematis Mrs. Robert Brydon, full sun to part shade; lovely sprays of light blue-white starry flowers in August that bees like; will need something to be tied to or can be a ground cover, 7' X 3' \$ 5 each
1 small Sea Holly, full sun, 2' X 2', tiny pale blue flowers which tiny bees like \$3
1 small hardy Tom Thumb Fuchsia, sun, pink/purple, part shade, 1' X 1' \$3
2 small hardy Andromeda Fuchsias, full sun, dark and light pink, (the more sun the more flowers) \$3 each
2 small mystery roses, one white and pale pink, single flower style; full sun \$3 each
1 small Salvia, full sun, 2'x 2', white or purple flowers which bees love \$3
Please contact me by email
XXXXXXX

Maria Issa

Rescues from the BIG DIG that I can't squeeze anywhere.
4 small and 2 larger lavender – probably the Mediterranean light violet kind you find in sachets. \$1, \$2
7 *Euonymus alatus*, also known as burning bush turns red in the fall. 5 tiny, 2 bigger; \$1, \$2
3 *Bergenia*, 2-3 leaves; \$1
1 *Phyllostachys nigra*, Black stemmed bamboo – in a 5 gal pot. The pot is not attractive. The bamboo is. Needs a new pot but don't put it in the garden or it takes over. \$3
2 small hazelnut bushes \$1
5 just-started variegated yucca: nice yellow stripe. Originally was a "mystery root" from a nursery sale.
Please contact me by email or phone. I'm always home, but each purchase comes with an obligatory garden tour.

Hiromi Matsui

8 hosta 'Whirlwind' that grow 20" tall, lavender flowers mid-summer. Part shade-shade; price \$3 each

3 angel wing begonias (houseplants given to me by Linda Howe before she moved away) at \$3 each
Please contact by email.

Jackie Morris

All \$3 unless noted

- 2 x six-packs-- Peaches and Cream Corn
 - 7 Lacinato Kale
 - 4 Sweet Twingo Peppers, 5" - 6" long yellow peppers when ripe, fruit needs support
 - 6 Swiss Chard, yellow / red stems
 - 4 Cuban Oregano, not hardy, fuzzy aromatic leaves, grow in a pot so it can be brought inside to a sunny spot for winter
 - 1 *Acanthus Balcanicus*, soft-leafed Bear's Breeches; perennial, 2' x 2' mound of leaves with 3' purple/white flower stalks in August; partial to semi-full sun.
 - 2 *Acanthus Spinosis*, spiny-leafed Bear's Breeches; same eventual size and flowers etc. as above
 - 5 Dahlias: 3 pink growing to 3' with 4 - 5" flowers;
 - 2 unknown (lost labels over winter), sprouted and in pots, sun
 - 1 Ginkgo "Troll" -- large leaves for its small size; will grow to 3' in 10 years; golden foliage in the fall \$10
 - 1 Ginkgo "Weeping Wonder" - one website says: Just about every Ginkgo has handsome foliage, but no other Ginkgo is quite this wonderfully weird! This unique tree boasts a generally weeping habit, but its branches grow in a very unpredictable pattern that is as enthralling. Its foliage even has different shapes. Slow growing to about 5 feet in height and does best in full sun.\$10
 - 4 dwarf Egyptian Papyrus -- these are not hardy (think Egypt) and love water (think the Nile) but don't need to be in a pond or next to a stream; they do need to come in in the winter and likely don't go out until June; vigorous, like sun, 3' above the pot (usual papyrus is 8-10'!!) \$10 each
 - 5 *Verbascum Thapsus* (Great Mullin), 18" high showy rosette of hairy grey-green leaves, 6' flower stalk with small yellow flowers, linked to witches (repels or attracts...)
- Please contact me by email
xxxxxxx

Jane Sherrott

12 Tah Tsai Tatsoi. heirloom Asian green that is milder than most. The plant is both edible and

highly ornamental with tear-dropped shapes leaves that radiate uniformly in a rosette pattern from the centre like a chrysanthemum.\$1
12 packages of cilantro seed that came from Edible Garden Project. **Free**

Please contact me by email or phone
xxxxxxx

Kathy Stubbs

- all \$3 each except as specifically marked
- 5 *Heuchera* (bronze/burgundy)
 - 3 *Hacquestia epipactis* -early little yellow flower, neat growing about 5" tall
 - 1 *Primula marginata* 'Pritchard's Variety' -spring, blue-lilic flowers. Hardy
 - 2 Cotoneaster shrubs
 - 1 Forsythia shrub (\$5)
 - 1 Camelia shrub (\$5)
 - 2 Hostas
 - 4 Maidenhair ferns
 - 1 Fern - crested lady fern
 - 1 *Centaurea* -blue flowers
 - 1 *Aucuba* shrub
 - 1 *Rudbeckia* (small)
 - 1 Iris - flag [
 - 1 *Doronicum* - yellow flowers (small)
 - 2 *Skimmia* shrubs
 - 4 *Tradescantia*
 - 1 *Astrantia*
 - 1 Vinca vine "Illumination" -yellow/green leaves
 - 2 Iris fimbriata
 - 2 *Pulmonaria angustifolia* 'Mawson's Variety' -early bright blue flowers
 - 1 lavender
 - 2 borage (small) -bright blue edible flowers (\$2 each)
 - 1 Campanula -low growing
 - 2 grape hyacinth
 - 4 *Salvia forsskaolii* -basal leaves and blue-lavender flowers on 2-3 ft stems.
 - 4 oregano
 - 3 *Milium effusum* 'Aureum' -golden millet grass - good in containers
 - 3 *Corydalis lutea* -yellow flowers
 - 1 *Lonicera nitida* 'Baggesen's Gold' shrub
 - 1 *Ajuga reptans* -blue flowers (\$2)
 - 3 *Lychnis coronaria* -silver L, hot pink flowers
- Please contact me by email or phone

